

A direct potentiometric titration study of the dissociation of humic acid with selectively blocked functional groups

T. Andjelkovic^{1*}, J. Perovic¹, M. Purenovic¹, S. Blagojevic², R. Nikolic¹,
D. Andjelkovic³, A. Bojic¹

¹Faculty of Natural Sciences, University of Nis, Visegradska 33, 18000 Nis, Serbia

²Faculty of Agriculture, University of Belgrade, Nemanjina 16, 11081 Belgrade, Serbia

³Water Work Association "Naissus", Kneginje Ljubice 1/1, 18000 Nis, Serbia

*Corresponding author: darkoa@bankerinter.net

Abstract: A direct potentiometric titration method was applied to commercial and soil humic acids in order to determine their carboxyl and phenol group concentrations and apparent and intrinsic pK. In that context, acid-base properties of humic acids are interpreted by selective blocking of carboxylic and phenolic groups by esterification and acetylation. Differences in underivatized and derivatized HA's acid-base properties are ascribed to carboxyl and phenol groups influence on total humic acidity. Potentiometric data were treated with the modified Henderson-Hasselbalch equation. Infra red results, the acidic group contents and the average values of apparent and intrinsic pK for underivatized and derivatized HAs confirmed the selectivity of esterification derivatization method. After blocking of the functional groups, the values of acidic group contents decreased, while the value of apparent pK increased after derivatization. Phenol groups cannot be specifically identified by the acetylation method, due to low selectivity of the acetylation method.

Keywords: humic acid; ionizable sites; derivatization; potentiometry.

Introduction

Humic substances (humic acids, HA and fulvic acids, FA) are heterogeneous macromolecular aggregates that form a main fraction of the natural organic carbon in soils, sediments and waters [1]. Owing to their widespread presence, humic substances (HS) play a significant role in the binding, transport and fate of different contaminants in soils and aquatic environments. The binding of contaminants to humic matter is related to their charge, thus the charging behavior of HA and FA describes complexation with heavy metal ions, nonpolar organic contaminant interactions and buffering characteristics [2]. The humic charge is

controlled by the types and amounts of functional groups. Humic polyelectrolytic macromolecule possess the potential to carry predominantly negative charge, at naturally occurring pH values, due to the dissociation of acidic functional groups, mainly carboxylic and phenolic [3]. Even though there are many papers dealing with the charge development [2,4-6] there is still some uncertainty about how humic functional group heterogeneity affects it [7].

Although the actual structural features of humic matter, including HA, still remain unresolved, it is generally accepted that HA are heterogeneous polyelectrolyte possessing a variety of different types of functional groups which act as binding sites for proton/metal ions. The major

binding sites are usually attributed to the oxygen-containing functional groups, although other less abundant functional groups, e.g. nitrogen and sulphur-containing groups, may also be important for cation binding [1,8]. Dominant oxygen-containing ionizable groups present in HA are carboxylic and phenolic groups, thus, the determination of their concentration and pKa's can provide a guide to modeling HA acidity. Even though the concentrations of carboxyl and phenolic groups are among the most measured properties of HA and FA, it is still impossible to quantify unambiguously the separate contributions of each group type to the total acidity [9].

Determination of the nature of oxygen functionality is usually performed by direct and indirect potentiometric titrations [3], radiometric determination [10], infrared spectroscopy [11], carbon-13 nuclear magnetic resonance spectroscopy (^{13}C -NMR) [12] or ^{29}Si -NMR [13]. Different derivatization techniques are usually applied in order to enhance and separate the NMR signals of the hydroxyl groups from the broad featureless spectra of HS [14-18]. However, in the present study we have combined derivatization techniques with potentiometry. Combination of those two approaches provided HA with selectively blocked functional groups, which could be used in comparison to untreated HA for estimation of the relative abundance of blocked functional groups.

Potentiometric acidity determination is performed by indirect or direct titrations. Direct titrations have disadvantage of the lack of distinct inflection points in the titration curves and the overlap of pKa values of acidic groups, and because of that indirect titration is still in use, even though it itself shows some limitations, as well [9,19-21]. Indirect titration, proposed by Schnitzer and Gupta [22], include titration of a filtered reaction mixture to a fixed pH end point, after a 24 hours equilibration with either $\text{Ba}(\text{OH})_2$ for determination of total acidity (TA) or with $\text{Ca}(\text{OAc})_2$ for determination of carboxylic acidity (CA). However, disadvantages of direct titrations can be exceeded by performing direct titration on derivative with selectively blocked carboxyl and/or phenolic functional groups. Therefore, the aim of this work was estimation of the relative abundance of

carboxyl, phenol and alcohol groups in HA by their derivatization and acid-base potentiometric titration of the obtained derivatives. The selective blocking of carboxyl groups was achieved by esterification, while phenolic and alcoholic hydroxyls were blocked by acetylation. Acid-base properties of HA, the amount of total acid titrable groups (C_{Ac}) and the average values of apparent and intrinsic pK, were evaluated by potentiometric titration with the modified Henderson-Hasselbalch interpretation [23].

Experimental

Humic acid preparation

The soil HA isolation and purification is based on the method proposed by the International Humic Substances Society [24]. The soil sample was obtained from a well-humified organic horizon of old beech-forest soil (10 cm depth) in autumn 2003, air-dried and sieved to pass a 2.0 mm sieve. Briefly, HA was extracted from the soil with 0.1M NaOH under N_2 for 4 hours, under mixing conditions. The suspension was centrifuged (4500 rpm for 30 min), the supernatant was acidified with 6 M HCl to pH 1.0 and suspension was allowed to stand overnight. Precipitated HA was separated from FA by centrifugation (4500 rpm for 30 min). Obtained HA precipitate was redissolved in 0.1 M KOH, under N_2 . Solid KCl was added to attain 0.3 M (K^+) and then suspension was centrifuged to remove suspended solids. The HA was reprecipitated with 6 M HCl to pH 1.0. The HA precipitate was suspended in a solution of 0.1M HCl/0.3M HF. In order to minimize the ash content, this procedure was repeated three times. Obtained HA fraction was dialyzed in a Spectra/Por 7 membrane (molar mass cut-off = 1000 D), until no significant change in conductivity of dialysis bag external water was observed. Bound metal ions were removed by passing the HA solution through a Dowex 50W-X8 (H^+ -form) column. The purified HA suspension was diluted in a volumetric flask and stored at 4°C. HA from Aldrich (catalog H1,675-2 lot No S15539-264) was purified by the same procedure as soil HA in order to remove ash content, residual FA and heavy metals. The concentration of the stock sus-

pensions of soil HA and Aldrich HA were determined as 2.51 g l⁻¹ and 2.47 g l⁻¹, respectively, by the dry weight of measured volume of well homogenized HA suspensions. Elemental composition (C, H and N) of soil HA and purified Aldrich HA were determined directly with Vario El 3, while oxygen was obtained by the difference.

Derivatization of HAs

Chemical modifications specific to carboxyl and phenol groups were achieved by esterification and acetylation, respectively. Carboxylic groups in soil and Aldrich HA were esterified and the obtained esterified derivatives (EHA) with methyl esters of carboxyl groups and unaffected phenolic and alcoholic groups were obtained (Fig. 1). Among many esterification methods described in the literature [25], probably one of the most attractive and efficient is the methanol-thionyl chloride procedure [25-28], which was modified and is thus described later in details. The applied methanol-thionyl procedure is an efficient route for the synthesis of methyl esters of substituted aromatic carboxylic acids without any affection of phenolic and alcoholic hydroxyl groups [28]. Due to its high selectivity, the method was suitable for functionally very heterogeneous humic macromolecule. Phenolic and alcoholic OH groups in soil and Aldrich HA were acetylated and acetylated derivatives (AHA) were obtained (Fig. 1). Acetylation of humic substances by refluxing with acetic anhydride and sulphuric acid is a commonly accepted method for determining the total hydroxyl content [29].

Esterification was performed by the following procedure: thionyl chloride (5 ml) was added drop wise from a dropping funnel, to a stirred solution of 500 mg of HA in 20 ml of methanol, under ice-cooling (approximately -

5°C), during 2 hours. The reaction mixture was then heated on a water bath for 5 minutes to decompose excess thionyl chloride. The suspension was then centrifuged at 2000 rpm and the separated ester was washed with distilled water until it was free of chlorides. The ester was dried in a rotary evaporator and finally in a vacuum desiccator over P₂O₅. The esterification procedure was repeated and the obtained twice esterified product is marked as EHA. The obtained ester in the second esterification procedure was not dried, but was diluted and the concentration of the stock EHA suspension was determined as 1.25 g l⁻¹ and 1.45 g l⁻¹, for soil and Aldrich HAs, respectively.

Acetylation was also performed by adding of 15 ml of acetic anhydride and 3 drops of conc. H₂SO₄ to 600 mg of dried HA in 100-ml round-bottomed flask. Liebig reflux condenser was attached and the mixture was heated on a boiling water bath for 4 hours. The content was poured into 150 ml of ice-water and vigorously stirred to assist the hydrolysis of unreacted acetic anhydride. The crystalline solid was filtered off and washed thoroughly with cold, distilled water until it was free of acid and then dried over P₂O₅ in a vacuum desiccator. The dry yield is 75% of the starting material. The acetylation procedure was repeated on the dry product obtained from the first acetylation. Twice acetylated product is marked as AHA. The obtained product from the second acetylation procedure, was not dried but was diluted in a volumetric flask and stored at 4°C. The concentration of the stock was determined as 1.05 g l⁻¹ and 1.32 g l⁻¹ for soil and Aldrich HAs respectively, by dry weight of a measured volume of the homogenized suspension.

Spectroscopic measurements

FT-IR spectra of soil and Aldrich HA and their derivatives were recorded on KBr pellets (1.0

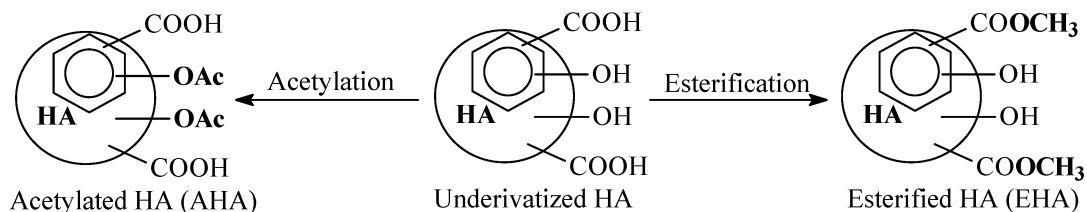


Figure 1. Reaction scheme for the synthesis of derivatized humic acids.

mg HAs and 150.0 mg KBr) using a Bomem Hartman & Braun MB-Series FT-IR spectrophotometer.

Potentiometric titrations and data treatment

TA and CA were determined by indirect potentiometric titration method according to Schnitzer and Gupta [22]. Phenolic acidity (PA) was determined by the difference between TA and CA.

Suspensions of soil and Aldrich HA, and their derivatives were prepared in 0.1M NaCl by diluting an appropriate volume of the stock suspensions with 25.00 ml 0.2M NaCl into a 50 ml volumetric flask and diluted up to 50 ml with decarbonated water. The whole volume was transferred in a titration vessel. The resulting suspensions concentrations were 500 mg l⁻¹. Potentiometric measurements were made with Hach sension 3 pH-meter (precision of 0.1 mV or 0.001 units of pH) using Hach gel-filled combination glass electrode (51935-00). Throughout the titrations a N₂ atmosphere was obtained over the solution, which was thermostated in a water bath at 25.0 ± 0.1°C. After introduction of electrodes, burette tip and the N₂ conducting tube, the titration vessel was closed and maintained at a slight over pressure of nitrogen in order to exclude atmospheric CO₂. Titrations were performed from pH 3 to 11 with standardized, CO₂-free solution of NaOH (0.0970 mol l⁻¹) with the same NaCl concentration as the titrated HAs suspensions. The potential was read only when its variation was smaller than 0.555 mV min⁻¹, which is monitored by the drift control of the pH meter. Titrations were performed in triplicate.

The acid-base properties of HA, the total acid titrable group content (C_{Ac}) and the average values of apparent pK (pK_{app}), were evaluated by potentiometric titration with the modified Henderson-Hasselbalch interpretation. The modified Henderson-Hasselbalch equation is usually used for analyzing potentiometric titration curves for weak polyacids:

$$\text{pK}_{\text{app}} = \text{pH} + \log((1-\alpha)/\alpha) \quad (1)$$

where pK_{app} and α are the negative logarithm of the apparent acid dissociation constant and the degree of neutralization, respectively. The degree

of neutralization, α, of the HA at each point of alkali addition is defined by the equation:

$$\alpha = ([\text{base}] + [\text{H}^+] - [\text{OH}^-])/C_{\text{Ac}} \quad (2)$$

where [base], [H⁺] and [OH⁻] are the molarities of added base, free hydrogen ion and hydroxide ion, respectively, and C_{Ac} is the total concentration of acid titrable groups, in mmol g⁻¹, determined by a modified Gran relationship [30]. The [H⁺] and [OH⁻] ions were obtained from the pH values assuming that activity coefficient is unity. Therefore, α = 1 at complete neutralization. Plots of pK_{app} versus α for a monomeric acid yield a unique line with a slope of zero. However, if the molecule exists as a polymeric assembly, such as humic macromolecule, a plot of pK_{app} versus α can give a quantitative measure of nonideality behavior by measuring any deviation from a straight line of zero slope [23]. The intrinsic dissociation constant (pK_{int}) can be obtained by extrapolating the pK_{app} versus α curve to α = 0 and reading off the pK_{app} value to be the negative logarithm of the intrinsic dissociation constant, while the average pK_{app} value corresponds to the pK_{app} value at α = 0.5.

Results and discussion

The elemental compositions of soil HA and the obtained esterified (EHA) and acylated (AHA) preparations from soil HA, are summarized in Table 1. The molar elemental ratios were calculated from these values. All the obtained data for HA were consistent with typical values for soil humic acids [31]. The carbon content of EHA and AHA was increased by esterification and acetylation, while hydrogen and nitrogen contents remained almost the same. The increase of carbon content of EHA and AHA indicates the formation of methyl esters and ethers. The significant change in the sulphur content occurred in the acetylated preparation, due to addition of H₂SO₄ as catalyst during derivatization.

The FTIR spectra of unmodified Aldrich and soil HA samples exhibit the typical major peaks for humic acid: 3400 cm⁻¹ absorption due to H-bonded OH stretching of carboxyl, phenol and alcohol; 2920 and 2860 cm⁻¹ band for aliphatic CH

stretching; 1720 cm^{-1} for C=O stretching from COOH; 1600-1650 cm^{-1} for C=O stretching of COO_{\pm} , ketonic C=O and aromatic C=C conjugated with COO_{\pm} ; 1400 cm^{-1} for aliphatic CH bending and COO_{\pm} assymmetric stretching [11]. The FTIR spectra of derivatized Aldrich HA samples (AHA and EHA) confirmed that esterification of the carboxyl groups and acetylation of hydroxyl groups occurred, due to the differences in the IR absorption before and after derivatization. There are three important IR regions related to these derivatization studies: (1) 3400 cm^{-1} absorption decrease in the spectra of modified HA samples comparing to a broad and strong peak of unmodified HA indicate that practically all hydroxyl groups have been derivatized. Reduction in O α H stretching vibrations intensity is more significant in EHA than in AHA spectra, confirming effective esterification, while acetylation was achieved only partially. Probably tertiary hydroxyls, which are acetylated under stronger conditions, were not acetylated [32]. (2) 1720 cm^{-1} absorption due to stretching vibration of -C=O ester groups was increased by esterification and acetylation and (3) 1100 – 1450 cm^{-1} absorption due to C—O stretching vibrations was increased, as well. Higher OCH₃ content of EHA derivative is also indicated by the stronger bands for C α H stretching at 2920 and 2840 cm^{-1} , than in HA. All evidenced

changes in the IR spectra of Aldrich HA are consistent with the changes of soil HA IR spectra.

TA, CA and PA for underivatized and derivatized Aldrich and soil HAs are obtained by classical indirect titration methods, while the average values of C_{Ac} are obtained by direct titrations. Esterification and acetylation decreased C_{Ac} value, transforming ionizable groups to methyl esters and methyl ethers, respectively. Obtained C_{Ac} values for HA, EHA and AHA, could provide estimation of carboxyl and phenol groups contents of humic acid. Thus, after blocking of carboxyl groups in EHA derivative, the C_{Ac} value for EHA, $C_{\text{Ac}}(\text{EHA})$, could be assigned to phenolic groups content of HA, $[\text{Ph-OH}]_{\text{HA}}$, while difference between $C_{\text{Ac}}(\text{HA})$ and $C_{\text{Ac}}(\text{EHA})$, could be assigned to carboxyl group content of HA, $[\text{COOH}]_{\text{HA}}$ (Eq. (3) and (4), respectively):

$$[\text{Ph-OH}]_{\text{HA}} = C_{\text{Ac}}(\text{EHA}) \quad (3)$$

$$[\text{COOH}]_{\text{HA}} = C_{\text{Ac}}(\text{HA}) - C_{\text{Ac}}(\text{EHA}) \quad (4)$$

Similarly, after blocking of phenol groups in AHA derivative, the $C_{\text{Ac}}(\text{AHA})$ value could be assigned to $[\text{COOH}]_{\text{HA}}$, while difference between $C_{\text{Ac}}(\text{HA})$ and $C_{\text{Ac}}(\text{AHA})$, could be assigned to $[\text{Ph-OH}]_{\text{HA}}$ (Eq. (5) and (6), respectively):

$$[\text{COOH}]_{\text{HA}} = C_{\text{Ac}}(\text{AHA}) \quad (5)$$

$$[\text{Ph-OH}]_{\text{HA}} = C_{\text{Ac}}(\text{HA}) - C_{\text{Ac}}(\text{AHA}) \quad (6)$$

The obtained results for Aldrich and soil HA and their derivatives are shown in Table 2. Estimation of $[\text{Ph-OH}]_{\text{HA}}$ in Aldrich humic acid by Eq. (3), was 2.50 mmol g^{-1} , which is in good correlation with results obtained by indirect titration methods: $\text{PA}(\text{HA}) = 2.54 \text{ mmol g}^{-1}$ and $\text{PA}(\text{EHA}) = 2.49 \text{ mmol g}^{-1}$ (Table 2). Estimation of $[\text{COOH}]_{\text{HA}}$, by Eq. (4), was 3.82 mmol g^{-1} , which is similar to the value obtained by indirect titration of HA: $\text{CA}(\text{HA}) = 3.94 \text{ mmol g}^{-1}$ (Table 2). The results of indirect titrations of EHA derivative of Aldrich HA, show that carboxyl groups are almost completely esterified, since only 7.9% of carboxyl groups were determined in EHA derivative ($\text{CA}(\text{EHA}) = 0.31 \text{ mmol g}^{-1}$), while 92.1% of carboxyls were blocked in the form of methyl esters. Likewise, phenolic groups content in EHA derivative was decreased for only 2.0%, confirming high selectivity of the esterification method.

Table 1. Elemental analysis* and molar elemental ratios of original and modified soil HA samples.

| | Soil humic acid (modification) | | |
|--------------|--------------------------------|------------------|------------------|
| | HA (original) | AHA (acetylated) | EHA (esterified) |
| C (%) | 55.74 | 60.02 | 58.63 |
| H (%) | 5.45 | 5.23 | 5.47 |
| N (%) | 0.86 | 0.62 | 0.72 |
| O (%) | 36.55 | 32.93 | 34.65 |
| S (%) | 1.40 | 2.85 | 1.57 |
| H/C | 0.10 | 0.09 | 0.09 |
| O/C | 0.66 | 0.55 | 0.59 |

*All data are on ash- and moisture-free basis.

Observed trend in acidity change has been checked on the isolated soil HA. Carboxyl group content in original HA is 2.80 mmol g⁻¹, while phenolic group content is 1.88 mmol g⁻¹ (Table 2). The obtained C_{Ac}(EHA) value assigned to [Ph-OH]_{HA}, in the case of soil HA is 1.76 mmol g⁻¹, which is in good correlation with determination by indirect titration method of HA (1.88 mmol g⁻¹) and EHA (1.76 mmol g⁻¹). Also, C_{Ac}(HA) – C_{Ac}(EHA) value, assigned to [COOH]_{HA} is 2.87 mmol g⁻¹, which is similar to the value of 2.80 mmol g⁻¹ obtained by indirect titration of HA. In the case of soil humic acid, carboxyl groups are also, almost completely esterified (92.9%), since only 7.1% of carboxyl groups (CA(EHA) = 0.20 mmol g⁻¹) were determined in EHA derivative, while phenolic groups content in EHA derivative was decreased for 6.4%.

These observations agree with IR data and lead to conclusion that the applied methanol-thionyl procedure is selective, specific and efficient route for blocking carboxyl groups. Also, esterification followed by direct potentiometric titration can be used as method for carboxyl and phenol groups contents estimation.

After blocking of phenol groups in AHA derivative prepared from Aldrich humic acid, the C_{Ac}(AHA) value, assigned to [COOH]_{HA} was 2.05 mmol g⁻¹ which is approximately twice reduced

value compared to the value obtained by indirect titration of HA (Table 2). This is probably a consequence of low selectivity of the acetylation method. Acetic anhydride blocked carboxyl groups as well, which is confirmed by decrease in COOH content in AHA derivative for even 60.4% (only 1.12 mmol g⁻¹ carboxyl groups were not in the ester form) (Table 2). Estimate of [Ph-OH]_{HA} on the base of C_{Ac}(HA) – C_{Ac}(AHA) value is 4.27 mmol g⁻¹, which is surprisingly high comparing to the PA(HA) value of 2.54 mmol g⁻¹, obtained by the indirect titration of underivatized HA. The reason for this is probably the fact that phenolic groups cannot be completely blocked by acetylation, as 29.9% of phenolic OH groups were not blocked (0.76 mmol g⁻¹) and were still determined after derivatization (Table 2). Similarly, after blocking of phenol groups in AHA derivative prepared from soil humic acid, significant discrepancy between results obtained by direct titration after acetylation and indirect titration occurs (Table 2).

Summation of carboxyl and phenol groups contents determinations by indirect and direct titration method coupled with derivatization is shown in Table 3. A comparison of the obtained results shows that [COOH]_{HA} and [Ph-OH]_{HA} estimations by indirect and direct titration method after esterification of HA are in agreement. However, differences between

Table 2. Total concentration of ionizable groups (C_{Ac}) and total (TA), carboxyl (CA) and phenol acidities (PA) of underivatized and derivatized Aldrich and soil humic acids.

| | C _{Ac} (mmol g ⁻¹) ^a | PA (mmol g ⁻¹) ^b | CA (mmol g ⁻¹) ^b | TA (mmol g ⁻¹) ^b |
|---------------------------|---|--|--|--|
| Aldrich humic acid | | | | |
| HA | 6.32 ± 0.15 | 2.54 | 3.94 | 6.48 |
| EHA | 2.50 ± 0.10 | 2.49 | 0.31 | 2.80 |
| AHA | 2.05 ± 0.08 | 0.76 | 1.56 | 2.32 |
| Soil humic acid | | | | |
| HA | 4.63 ± 0.25 | 1.88 | 2.80 | 4.68 |
| EHA | 1.76 ± 0.03 | 1.76 | 0.2 | 1.96 |
| AHA | 1.42 ± 0.06 | 0.60 | 1.12 | 1.72 |

^aObtained by direct titrations. Standard deviations for three replicates.

^bObtained by indirect titrations.

indirect titration method and direct titration method after acetylation are significant, confirming that the acetylation method could not be used for acidity determinations, due to low selectivity.

The Henderson-Hasselbalch plots (pH vs. $\log((1-\alpha)/\alpha)$) for soil HA and its derivatives, shown in Fig. 2, are not linear confirming that HA possesses different types of ionic groups. The pK_{app} value for a simple monoprotic acid, such as CH_3COOH , is constant and independent of α , while for polyacids, such as HA, it depends on α . As it is expected, all three acids exhibit different acidic strengths. The pK_{int} and the average pK_{app} are increased after derivatization. Their values are related to the different chemical structure of the acids. The original HA is the strongest acid ($pK_{app} = 4.28 \pm 0.05$ and $pK_{int} = 3.8 \pm 0.11$), as it possesses free carboxylic, phenolic and alcoholic groups. AHA is a weaker acid than HA ($pK_{app} = 5.17 \pm 0.02$ and $pK_{int} = 4.9 \pm 0.05$), due to blocking of phenolic and alcoholic groups, with only carboxylic groups available for proton interaction. EHA is the weakest acid ($pK_{app} = 5.80 \pm 0.04$ and $pK_{int} = 5.2 \pm 0.03$), because more acidic carboxylic groups are blocked, while less acidic phenolic are available, in this case, for proton interaction.

The pK_{app} values distribute in the range 3.8 ± 5.8 for HA, 4.9 ± 6.1 for AHA and 5.2 ± 6.6 for EHA (Fig 3.). The change in pK_{app} over the range of a values is the largest for HA ($pK_{app} = 2.0$ pK units) compared to EHA

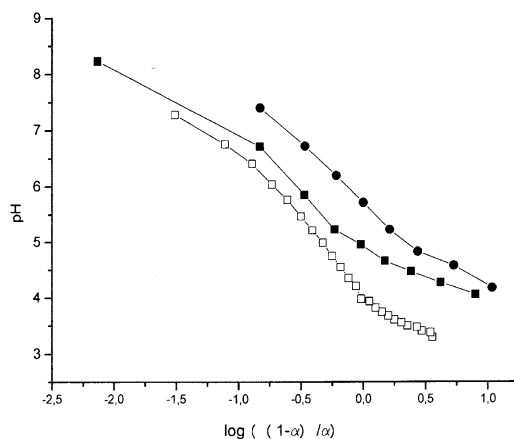


Figure 2. Henderson-Hasselbalch plot of soil HA (α), AHA (α) and EHA (\bullet).

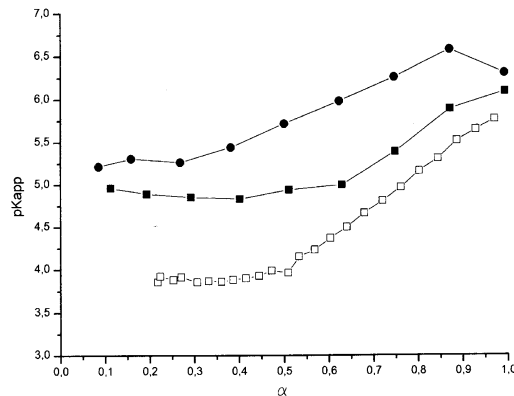


Figure 3. α vs. pK_{app} plot for soil HA (α), AHA (α) and EHA (\bullet).

Table 3. Carboxyl and phenol groups contents ($mmol\ g^{-1}$) of Aldrich and soil humic acids obtained by indirect and direct titration methods.

| | Indirect titration method | Direct titration/esterification method | Direct titration/ acetylation method |
|---------------------------|---------------------------|--|--------------------------------------|
| Aldrich humic acid | | | |
| Carboxyl group content | 3.94 | 3.82 | 2.05 |
| Phenol group content | 2.54 | 2.50 | 4.27 |
| Soil humic acid | | | |
| Carboxyl group content | 2.80 | 2.87 | 1.42 |
| Phenol group content | 1.88 | 1.76 | 3.21 |

($pK_{app} = 1.4$ pK units) or AHA ($pK_{app} = 1.2$ pK units). The distribution of pK_{app} values over the range of a values can give a quantitative measure of deviation from a straight line of zero slope which is characteristic for monomeric acid [23]. Thus, the highest pK_{app} distribution was found in unmodified HA, polyprotic acid with the greatest number of free carboxylic, phenolic and alcoholic groups.

Conclusions

The approach outlined in this paper offers an opportunity to estimate the effect of carboxyl and phenol functional groups on total humic acidity, by comparing derivatized to underivatized HA acid-base properties, obtained by direct potentiometric data. Acid-base properties of HA, the acidic group content (C_{Ac}) and the average values of apparent and intrinsic pK correlated well with IR spectra considerations of unmodified and modified HAs. Estimated carboxyl and phenol group content of isolated soil HA and Aldrich HA by direct titration after esterification is in agreement with results obtained by classical indirect titration methods. The applied methanol-thionyl esterification method obtained esterified derivative with over 92% of blocked carboxyl groups and only 2% of blocked phenolic groups. The values of pK_{int} , pK_{app} and pK_{app} distribution decrease by derivatization confirming the reduction in the number of free carboxylic, phenolic and alcoholic groups. The utilization of direct titration after esterification of HA method showed that the acidity data so obtained do represent the real content of the carboxyl and phenol groups.

Received 14 July 2006

Accepted 05 September 2006

References

- [1] G.R. Aiken, D.M. McKnight, R.L. Wershaw, P. MacCarthy, eds., Humic substances in Soil, Sediment and Water, Wiley, New York, 1985, 13.
- [2] M.J. Avena, L.K. Koopal, W.H. van Riemsdijk, J. Colloid Interface Sci. 217 (1999) 37.
- [3] G.R. Aiken, D.M. McKnight, R.L. Wershaw, P. MacCarthy, eds., Humic substances in Soil, Sediment and Water, Wiley, New York, 1985, 493.
- [4] J.A. Marinsky, J. Ephraim, Environ. Sci. Technol. 20 (1986) 349.
- [5] F.J. Stevenson, Humus chemistry: Genesis, composition, reactions. John Wiley and Sons, New York, 1994.
- [6] I. Christl, C.J. Milne, D.G. Kinniburgh, R. Kretzchmar, Environ. Sci. Technol. 35 (2001) 2515.
- [7] I. Christl, R. Kretzchmar, Environ. Sci. Technol. 35 (2001) 2505.
- [8] E. Tipping, Cation binding by humic substances. Cambridge University Press, Cambridge, 2002.
- [9] E.M. Perdue, J.H. Reuter, M. Ghosal, Geochim. Cosmochim. Acta 44 (1980) 1841.
- [10] S. Pompe, M. Bubner, M.A. Denecke, T. Reich, A. Brachmann, G. Geipel, R. Nicolai, K.H. Heise, H. Nitsche, Radiochim. Acta 74 (1996), 135.
- [11] G.R. Aiken, D.M. McKnight, R.L. Wershaw, P. MacCarthy, eds., Humic substances in Soil, Sediment and Water, Wiley, New York, 1985, 527.
- [12] G.R. Aiken, D.M. McKnight, R.L. Wershaw, P. MacCarthy, eds., Humic substances in Soil, Sediment and Water, Wiley, New York, 1985, 561.
- [13] H. Herzog, P. Burba, J. Buddrus, Fresenius J. Anal. Chem. 354 (1996) 374.
- [14] R.L. Wershaw, D.J. Pinckney, Science 199 (1978) 906.
- [15] J.A. Leenheer, R.L. Wershaw, M.M. Reddy, Environ. Sci. Technol. 29 (1995) 393.
- [16] J.A. Leenheer, R.L. Wershaw, M.M. Reddy, Environ. Sci. Technol. 29 (1995) 399.
- [17] M.A. Mikita, C. Steelink, R.L. Wershaw, Anal. Chem. 53 (1981) 1715.
- [18] S. Sachs, M. Bubner, K. Schmeide, G.R. Choppin, K.H. Heise, G. Bernharg, Talanta 57 (2002) 999.
- [19] P. Dubach, N.C. Mahta, T. Jakab, F. Martin, Geochim. Cosmochim. Acta 28 (1964) 1567.
- [20] H. van Dijk, The Use of isotopes in Soil Organic Matter studies, Pergamon Press, Oxford, 1986, 129.
- [21] K.M. Holtzclaw, G. Sposito, Soil Sci. Soc. Am. J. 43 (1979) 318.
- [22] M. Schnitzer, U.C. Gupta, Soil Sci. Soc. Proc. 27 (1965) 274.
- [23] A. Katchalsky, P. Spitnik, J. Polymer Sci. 2 (1947) 432.
- [24] D.L. Sparks, J.M. Bartels, J.M. Bigham eds., Methods of Soil Analysis. Part 3. Chemical Methods, Soil Science Society of America, Madison WI, USA, 1996, 1018.
- [25] M.H.B. Hayes, P. MacCarthy, R.L. Malcolm and R.S. Swift eds., Humic substances II. In search of structure, John Wiley & Sons, New York, 1989, 257.
- [26] M. Schnitzer, S.I.M., Skinner, Soil Sci. 99 (1965) 278.
- [27] A.I. Vogel, Vogel's textbook of practical organic chemistry, Longman Group Limited, 1978, London.
- [28] B.D. Hosangadi, R.H. Dave, Tetrahedron Lett. 37 (1996) 6375.
- [29] M. Schnitzer, in Proceedings of the International Meetings on humic substances, ed. D. Povoledo and H.L. Golterman, PUDOC, Wageningen, (1972), 293.
- [30] D.S. Gamble, Can. J. Chem. 50 (1972) 2680.
- [31] G.R. Aiken, D.M. McKnight, R.L. Wershaw, P. MacCarthy, eds., Humic substances in Soil, Sediment and Water, Wiley, New York, 1985, 457.
- [32] M.H.B. Hayes, P. MacCarthy, R.L. Malcolm and R.S. Swift eds., Humic substances II. In search of structure, John Wiley & Sons, New York, 1989, 409.